

# Digital School Timetable Board User Manual



## BELL SETTING

### BELL SETTING:

1. Press (5) then (MENU) until [BELL SETTING] starts blinking.
2. Press (SET) to enter set mode, **MON BELL** display indicating that Monday Table is going to set and Hours starts blinking of the first field "START".
3. Use (+)/(-) for Hour setting.
4. Press (SET) and (+)/(-) to set Minute.
5. Press (SET), [BELL DUR] starts blinking.
6. Use (+)/(-) to select [DUR 1] or [DUR 2] and press (SET).
7. Now 1st Period Hour starts blinking.
8. Follow the options from to step # 3.
9. Set the all times till Bell Out.  
(Note: Settings automatically apply Monday to Thursday).
10. **FRI BELL** Friday Bells setting will show after set of BELL OUT.
11. Follow the options from to step # 3 for Friday Bell settings.
12. After the set of all times then press (EXIT).

Note: Set all fields that is from "START" to "BELL OUT".  
If you quit from the middle of setting, then the data will not save.

## TIME SET

### TIME SET:





1. Press (5) then (MENU) until [TIME SET] starts blinking.
2. Press (SET), Second starts blinking.
3. Press (+) for set 00.
4. Use (SET) and (+)/(-) to set Time and Date Parameters one by one.



### VAR SET:

1. Press (5) then (MENU) until [VAR SET] starts blinking.
2. Press (SET), [BELL DUR 1] starts blinking.
3. Use (+)/(-) to set Duration.
4. Press (SET) [BELL DUR 2] starts blinking.
5. Use (+)/(-) to set Duration.
6. Press (SET) [TOT. BELL] starts blinking.
7. Use (+)/(-) to set Bell.

Note: its mean that you can set total bells according to total periods.

8. Press (SET) [  Hijri ] starts blinking.
9. Set ON (  ) to show Hijri date in slide  
Set OFF (  ) to not show.
10. Press (SET) [  SAT] starts blinking
11. Set ON (  ) to show Days display in slide.  
Set OFF (  ) to not show.
13. Press (EXIT) .



### HIJRI SET:

1. Press (5) then (MENU) until [HIJRI SET] starts blinking.
2. Press (SET), Hijri date start blinking.
3. Use (+)/(-) to increment or decrement Hijri date.
4. Press (EXIT)



**Room # 412, 4th Floor, Madina City Mall,  
Abdullah Haroon Road, Saddar,  
Karachi-74400, Pakistan.**

**Tel: +92(21)-35217256, 35654771-74**

**Email: [info@systemsengineering.com.pk](mailto:info@systemsengineering.com.pk)**

**[www.systemsengineering.com.pk](http://www.systemsengineering.com.pk)**